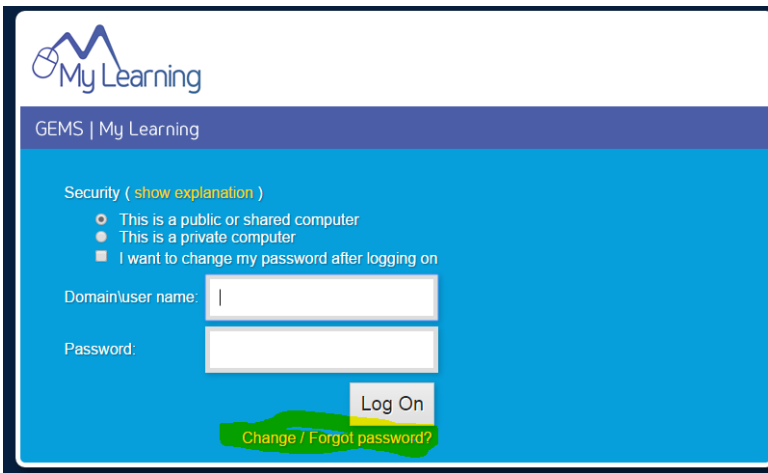



Student Password change using the self-reset link

- 1) Go to www.gems.ae , Click on MyLearning and then on 'Change / Forgot Password' link



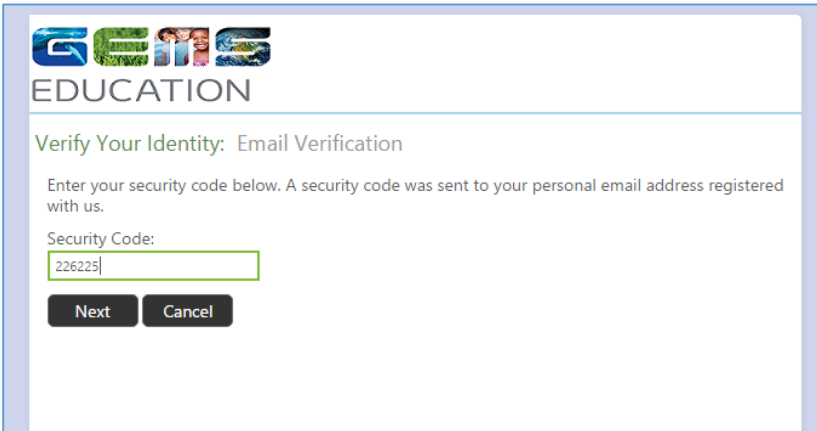
Alternatively use this direct link: <https://selfreset.gemseducation.com/default.aspx>

- 2) Provide the student username. Example : joel.k_gvs
Enter as: gemsig\joel.k_gvs

- 3) Parent will receive the Security code on their email registered with GEMS

Your security code is: 226225 Enter this code to reset your password. If you did not request to reset your password, please contact your help desk or system administrator.

- 4) Enter the Security Code received



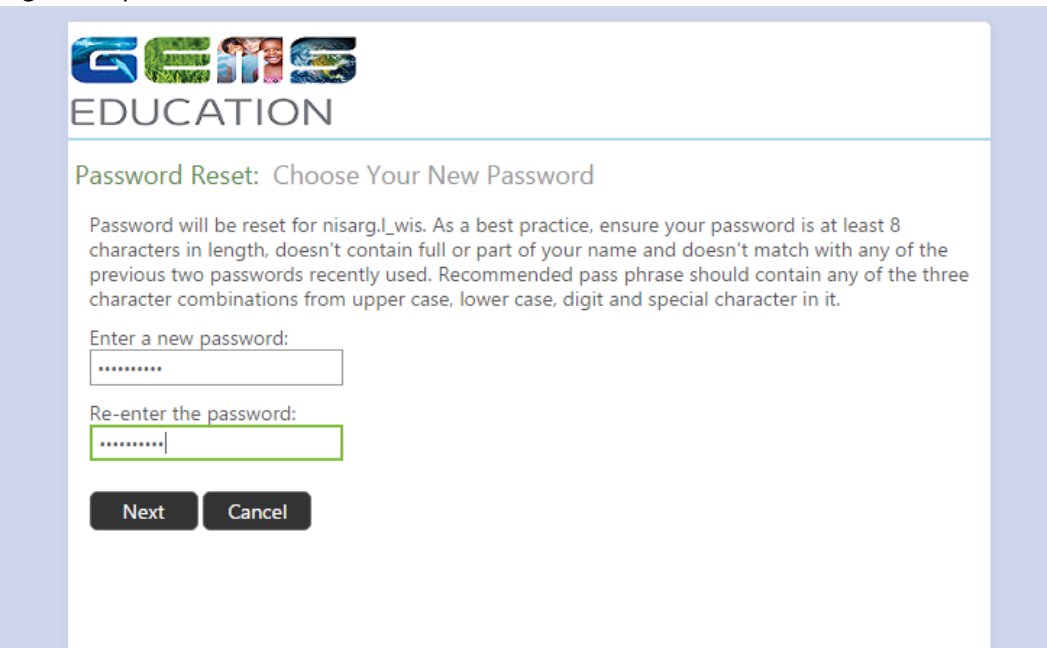
GEMS EDUCATION

Verify Your Identity: Email Verification

Enter your security code below. A security code was sent to your personal email address registered with us.

Security Code:

- 5) Enter the new Password. Ensure the password is 8 characters long. Password complexity requirement is displayed on the screen. It is recommended to include an upper case, lower case, digit and special character in it.



GEMS EDUCATION

Password Reset: Choose Your New Password

Password will be reset for nisarg.l.wis. As a best practice, ensure your password is at least 8 characters in length, doesn't contain full or part of your name and doesn't match with any of the previous two passwords recently used. Recommended pass phrase should contain any of the three character combinations from upper case, lower case, digit and special character in it.

Enter a new password:

Re-enter the password:



Success: Your password has been reset



You can now use your new password to log in.

[Take me to WWW.GEMS.AE](http://WWW.GEMS.AE)